





Diameter of Stream:		Waste per Quarter at 60 psi Water Pressure in:			
Inches		Gallons	Thousand Gallons	Cubic Feet	Hundred Cubic Feet (CCF)
	1/4	1,181,500	1,182	158,000	1,580
	1/8	296,000	296	39,600	396
	1/16	74,000	74	9,850	99
	1/32	18,500	19	2,465	25